

## MARKET WRAP

KSE-100 Index		KSE-All Index		KSE-30 Index		KMI-30 Index		KMI-All Index	
318 mn	▲ 5.23%	802 mn	▲ 5.11%	137 mn	▲ 5.30%	159 mn	▲ 7.01%	479 mn	▲ 6.03%
122,246.6	6,079.13	76,223.89	3,703.45	37,283.85	1,876.51	181,853.7	11,912.14	52,456.37	2,983.25

### Market Summary

The stock market on Tuesday opened on a bullish note, surged over 6,000 points and concluded the session in the green zone amid investors rejoiced after US President said Iran and Israel had agreed to a ceasefire. The Benchmark KSE-100 index made an intra-day high and low at 122,725.21 (6,557.74 points) and 120,369.53 (4,202.06 points) respectively while closed at 122,246.63 by gaining 6,079.16 points. PKR in today's interbank appreciated by Rs 0.1022 against USD and closed at Rs283.7673. The value of shares traded during the day was Rs37.564 billion. Market capitalization stood at around Rs14.776 trillion. Overall, trading volumes for the day increased to 801.38 million shares compared with Monday tally of 592.09 million. WTL was the volume leader with 65.4 million shares, gaining Rs0.11 to close at Rs1.46. It was followed by KEL with 54.3 million shares, gaining Rs0.35 to close at Rs5.24 and CENERGY with 37.9 million shares, gaining Rs0.53 to close at Rs7.16.

#### Volume Leaders ('000)

WTL	65,356
KEL	54,305
CENERGY	37,885
PIAHCLA	29,927
SSGC	29,242
PASLNC	24,674
FCCL	20,582
PACE	18,365
DFSM	17,935
KOSM	17,563

#### Gainers (PKR)

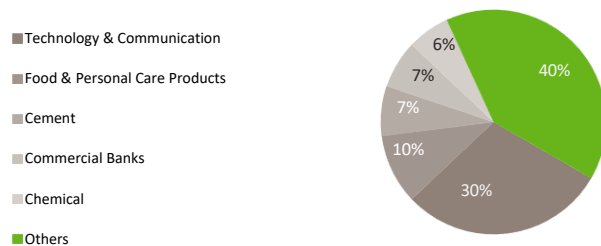
FTMM	5.95	1.00
PASLNC	3.17	0.45
FPJM	4.59	0.60
DFSM	5.79	0.73
PMI	3.98	0.49
FCSC	3.02	0.37
ICIBL	8.21	1.00
FANM	3.48	0.42
PACE	6.04	0.72
UDLI	8.67	1.00

#### Losers (PKR)

GEMNETS		33.21
CASH	-4.41	40.10
FHAM	-2.26	21.39
LEUL	-3.98	38.92
UVIC	-0.93	9.59
TSML	-15.00	165.69
GRYL	-0.44	5.83
FASM	-20.10	315.00
CCM	-3.59	56.31
JSGBETF	-1.52	24.68

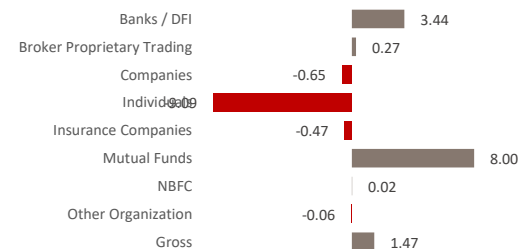
Source: PSX

#### Overall Sector Turnover (%)

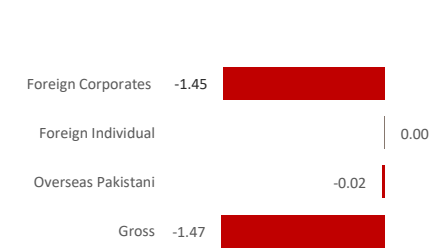


Source: PSX

#### LIPI (USD'mn)



#### FIPI (USD'mn)



Source: NCCPL

# PORTFOLIO INVESTMENTS (SECTOR WISE)

(USD' mn)

	Cement	Banks	Fertilizer	Food	E&P	OMC	Power	Tech	Textile	Others	Gross	
LIPI Portfolio	Banks / DFI	1.36	0.60	-0.12	-1.26	0.72	0.41	0.63	0.04	0.13	0.92	3.44
	Broker Proprietary Trading	-0.26	0.54	-0.02	-0.07	-0.75	-0.04	-0.02	0.50	-0.03	0.43	0.27
	Companies	0.98	-0.47	-0.07	0.22	-0.10	-1.09	-0.01	-0.04	-0.01	-0.06	-0.65
	Individuals	-3.90	-0.25	-0.12	0.98	-2.72	-0.08	-1.17	-0.87	-0.32	-0.64	-9.09
	Insurance Companies	0.90	-1.09	-0.05	-0.06	0.71	0.10	0.17	-0.07	-0.08	-0.99	-0.47
	Mutual Funds	1.21	0.09	0.70	0.22	2.01	1.22	0.45	0.64	0.16	1.29	8.00
	NBFC	-0.00	-0.00	-	-0.00	0.00	0.00	-	-	-0.00	0.02	0.02
	Other Organization	-0.05	-0.06	-0.06	0.14	-0.00	-0.00	0.01	-0.02	0.01	-0.02	-0.06
LIPI Total	0.23	-0.65	0.28	0.17	-0.13	0.52	0.06	0.20	-0.15	0.94	1.47	

(USD' mn)

	Cement	Banks	Fertilizer	Food	E&P	OMC	Power	Tech	Textile	Others	Gross	
FIPI Portfolio	Foreign Corporates	-0.06	0.81	-0.28	-0.29	-0.49	-0.19	-0.07	-0.11	-0.02	-0.75	-1.45
	Foreign Individual	-	0.00	-	-0.00	-	0.00	-	-	-	-	0.00
	Overseas Pakistani	-0.17	-0.16	0.00	0.12	0.62	-0.33	0.01	-0.09	0.16	-0.19	-0.02
	Total	-0.23	0.65	-0.28	-0.17	0.13	-0.52	-0.06	-0.20	0.15	-0.94	-1.47

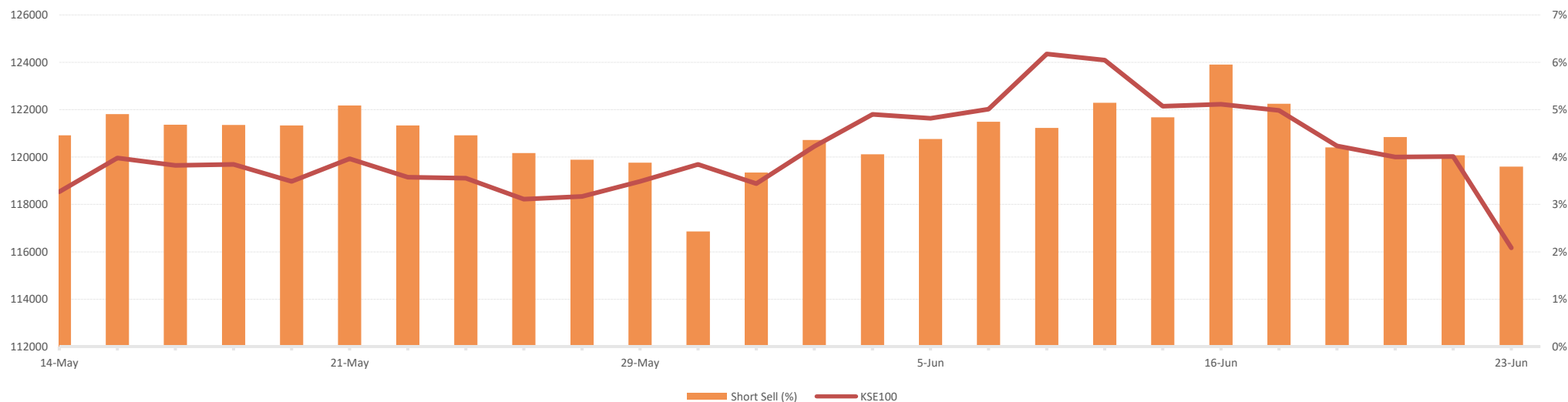
Source: NCCPL

## INSIDER TRANSACTIONS

Sr. No.	Transaction Date	Symbol	Insider Name	Designation	Buy	Sell	Avg. Rate	Net Shares	Net Value
1	23/Jun/25	TSML	Haroon khan	Executive Director	719	-	171.13	719	123,042
2	23/Jun/25	SGF	Mrs. Bareezeh Saeed	Spouse	100,000	-	71.15	100,000	7,115,000
3	23/Jun/25	ALIFE	Adamjee Insurance Company Limited	Substantial Shareholder	-	16,250,000	24.00	-16,250,000	-390,000,000
4	17/Jun/25	SGPL	Sohail Ahmed	Executive Director	-	1,005,333	6.00	-1,005,333	-6,031,998

## FUTURES OPEN INTEREST

KSE-100 VS % Short Sell Of Total Open Interest



Monday, June 23, 2025

Top 10 Short Sold Scrips	Short Sell Volume ('000)	% Of Open Interest	% Of Free Float	Last Day Short Sell Vol. ('000)	Change (%)
EFERT-JUNB	403	56.32%	0.07%	510	21.0% ▼
ATRL-JUN	358	41.54%	0.84%	469	23.7% ▼
FCEPL-JUN	184	31.05%	0.24%	2	12166.7% ▲
SNGP-JUNB	576	25.78%	0.20%	681	15.3% ▼
FLYNG-JUN	1,568	24.69%	1.50%	1,855	15.5% ▼
PIAHCLA-JUN	3,680	16.24%	1.95%	6,022	38.9% ▼
NRL-JUN	174	13.68%	0.66%	180	3.1% ▼
MLCF-JUN	1,492	13.67%	0.32%	1,727	13.6% ▼
HUBC-JUN	714	13.54%	0.07%	346	106.4% ▲
ASL-JUN	422	13.27%	0.13%	106	299.5% ▲

# DISCLAIMER

This report has been prepared by Abbasi & Company (Private) Limited and is provided for information purposes only. Under no circumstances, this is to be used or considered as an offer to sell or solicitation of any offer to buy. While reasonable care has been taken to ensure that the information contained therein is not untrue or misleading at the time of publication, we make no representation as to its accuracy or completeness and it should not be relied upon as such. From time to time, Abbasi & Company (Private) Limited and or any of its officers or directors may, as permitted by applicable laws, have a position, or otherwise be interested in any transaction, in any securities directly or indirectly subject of this report. This report is provided only for the information of professional advisers who are expected to make their own investment decisions without undue reliance on this report. Investments in capital markets are subject to market risk and Abbasi & Company (Private) Limited accepts no responsibility whatsoever for any direct or indirect consequential loss arising from any use of this report or its contents. In particular, the report takes no account of the investment objectives, financial situation, and needs of investors, who should seek further professional advice or rely upon their own judgment and acumen before making any investment. The views expressed in this report are those of Abbasi & Company (Private) Limited Research Department and do not necessarily reflect those of the company or its directors. Abbasi & Company (Private) Limited as a firm may have business relationships, including investment-banking relationships, with the companies referred to in this report. Abbasi & Company (Private) Limited does not act as a market maker in the securities of the subject company. Abbasi & Company (Private) Limited or any officers, directors, associates or close relatives do not have a financial interest in the securities of the subject company to an amount exceeding 1% of the value of the securities of the subject company at the time of issuance of this report. Abbasi & Company (Private) Limited or any officers, directors, associates or close relatives are not currently serving or have served in the past three years as a director or officer of the subject company. Abbasi & Company (Private) Limited or any officers, directors, associates or close relatives have not received compensation from the subject company in the previous 12 months. The subject company currently is not, or during the 12-month period preceding the date of publication or distribution of this report, was not, a client of Abbasi & Company (Private) Limited. We have not managed or co-managed a public offering or any take-over, buyback or delisting offer of securities for the subject company in the past 12 months and/or received compensation for corporate advisory services, brokerage services or underwriting services from the subject company in the past 12 months. Abbasi & Company (Private) Limited does not expect to receive or intend to seek compensation for corporate advisory services or underwriting services from the subject company in the next 3 months All rights reserved by Abbasi & Company (Private) Limited. This report or any portion hereof may not be reproduced, distributed or published by any person for any purpose whatsoever.

## VALIDITY OF THE PUBLICATION OR REPORT

The information may be subject to change without notice, its accuracy is not guaranteed, it may be incomplete or condensed and it may not contain all material information concerning the company, jurisdiction or financial instruments referred to in this report. The valuations, opinions, estimates, forecasts, ratings or risk assessments herein constitutes a judgment as of the date of this report and were based upon several estimates and assumptions and are inherently subject to significant uncertainties and contingencies. It can be expected that one or more of the estimates on which the valuations, opinions, estimates, forecasts, ratings or risk assessments were based will not materialize or will vary significantly from actual results. Therefore, the inclusion of the valuations, opinions, estimates, forecasts, ratings or risk assessments described herein is not to be relied upon as a representation and/or warranty by Abbasi & Company (Private) Limited and/or its other associated and affiliated companies, that:

- I. Such valuations, opinions, estimates, forecasts, ratings or risk assessments or their underlying assumptions will be achieved, and
- II. There is any assurance that future results or events will be consistent with any such valuations, opinions, estimates, forecasts, ratings or risk assessments stated therein

## DEFINITION OF TERMS

<b>TP</b>	Target Price	<b>DDM</b>	Dividend Discount Model	<b>FCF</b>	Free Cash Flows
<b>FCFE</b>	Free Cash Flows to Equity	<b>FCFF</b>	Free Cash Flows to Firm	<b>DCF</b>	Discounted Cash Flows
<b>PE</b>	Price to Earnings Ratio	<b>PB</b>	Price to Book Ratio	<b>BVPS</b>	Book Value Per Share
<b>EPS</b>	Earnings Per Share	<b>DPS</b>	Dividend Per Share	<b>ROE</b>	Return of Equity
<b>ROA</b>	Return on Assets	<b>SOTP</b>	Sum of the Parts	<b>JPB</b>	Justified Price to Book

Ratings are updated to account for any development impacting the economy/sector/company, changes in analysts' assumptions or a combination of these factors.

## VALUATION METHODOLOGY

To arrive at our Target Price, Abbasi & Company (Private) Limited uses different valuation methods which include:

- I. Discounted Cash Flow Model
- II. Dividend Discount Model
- III. Relative Valuation Model
- IV. Sum of Parts Valuation

### PREPARED BY

Muhammad Umair Javed  
Phone: (+92) 42 38302028  
Ext: 118  
Email: umairjaved@abbasiandcompany.com

### RESEARCH DEPARTMENT

6 - Shadman, Lahore  
Phone: (+92) 42 38302028; Ext: 116, 117  
Email: research@abbasiandcompany.com  
web: www.abbasiandcompany.com

### HEAD OFFICE

6 - Shadman, Lahore  
Phone: (+92) 42 38302028  
Email: support@abbasiandcompany.com  
web: www.abbasiandcompany.com